

Job Name: _____

Location: _____

Engineer: _____

Submitted to: _____

Submitted by: _____

Reference: _____

Date: _____

Approval: _____

Construction: _____


Unit #: _____

Drawing #: _____

KEY FEATURES:

- MULTIPLE FAN SPEED
- REMOTE CONTROL
- INVERTER TECHNOLOGY
- HIGH-FREQUENCY RACER TECHNOLOGY
- ELECTRONIC EXPANSION VALVE
- INTELLIGENT DUSTING SWITCH

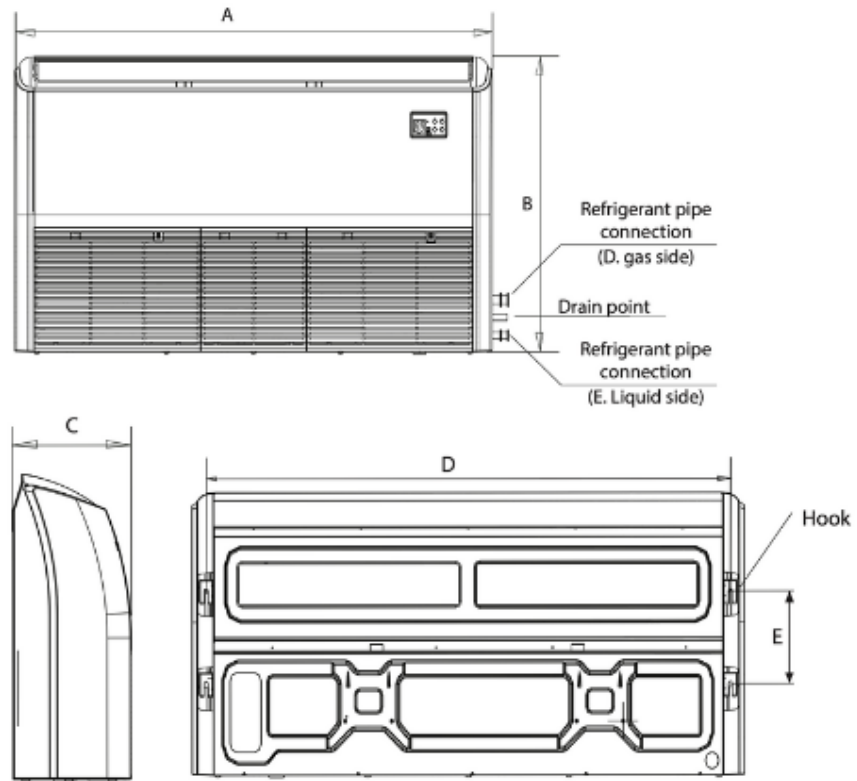
NOTES:



Indoor Model			CH-36LCFC/I
Power supply		V, Ph, Hz	208-230V, 1Ph, 60Hz
Communication wiring			14AWG*2 Stranded, shielded
Cooling	Capacity	Btu/h	36,000(11,476~36,000)
	Input	W	4,235(480~4,390)
	Rated current	A	19.09(3.47~19.09)
	EER/EER2	Btu/w	8.5
	SEER/SEER2	Btu/w	19
Heating at 47 °F	Capacity	Btu/h	38,000(1,1467~38,000)
	Input	W	4,150(665~4,150)
	Rated current	A	18.04(4.64~18.04)
	COP	W/W	2.68
	HSPF4/HSPF2-4		9
	HSPF5/HSPF2-5		7
Indoor fan motor		Qty	1
		Input (W)	130
		RLA (A)	1.5
Indoor air flow (Turbo/Hi/Med/Lo) (No duct)		CFM	1,075/1,036.47/917.06/637.65
ESP (range)		In.wg.	
Indoor noise level (Hi/Med/Lo)		dB(A)	51.5/48.0/40.5
Dehumidification		Pnt/H	10.10
Indoor unit	Dimensions (WxDxH)	inch	50.59x26.57x9.25
	Packing (WxDxH)	inch	53.54x29.72x12.52
	Net/Gross weight	lbs	69/81.57
Drainage water pipe diameter		inch	1"
Refrigerant piping (Liquid side/Gas side)		inch	3/8"/5/8"
Design pressure		PSIG	550/340
Controller			RG10K-exclusive remote&120X or 120N wire controller
Room temperature	Cooling	F	62~90
	Heating	F	32~86

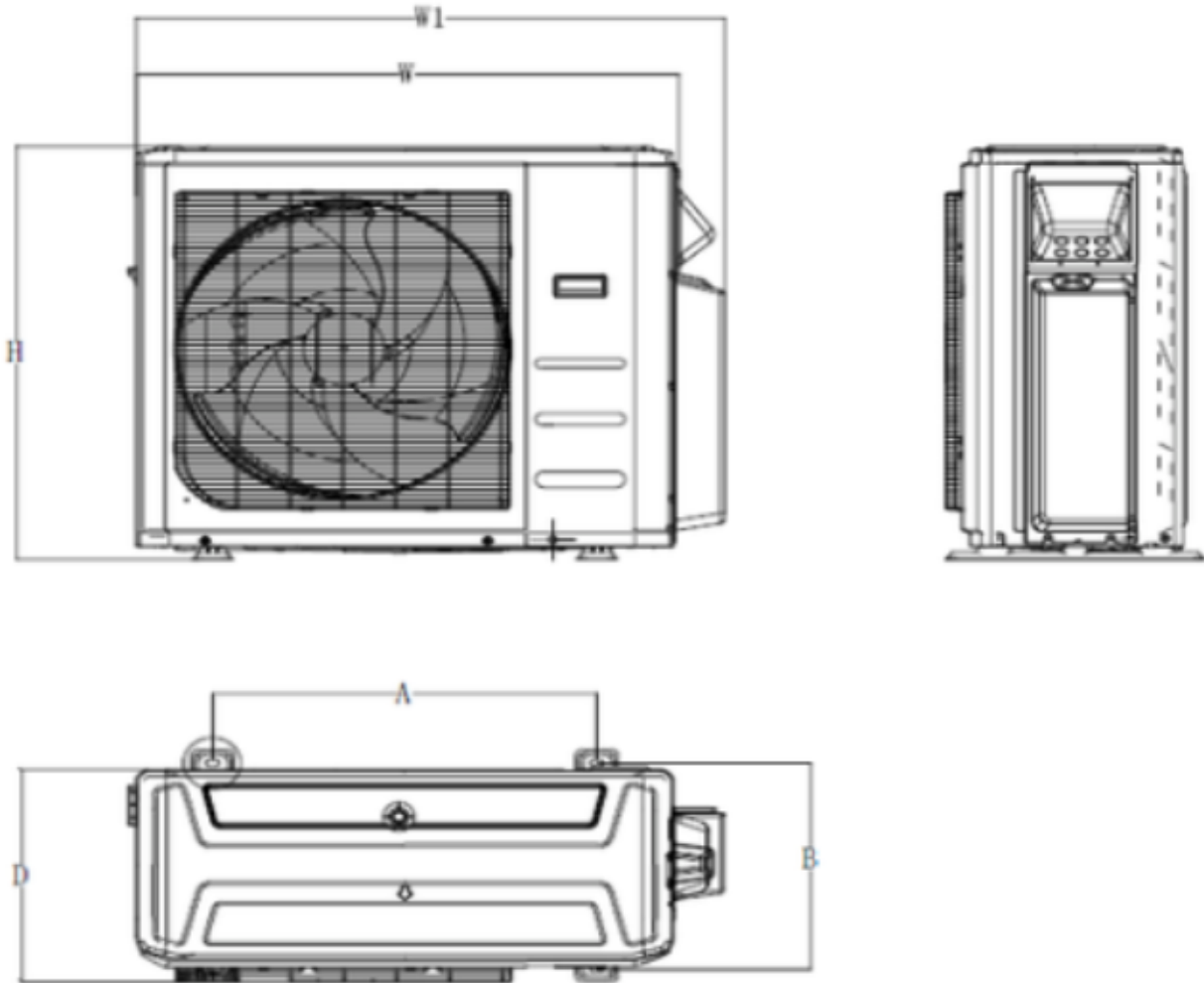
Outdoor Model			CH-N36LCU-230VO
Power supply		V, Ph, Hz	208-230V, 1Ph, 60Hz
Min. circuit ampacity		A	30
Max. fuse		A	45
Compressor	Model		KTF310D43UMT
	Type		ROTARY
	Brand		GMCC
	Capacity	Btu/h	34,150
	Input	W	2.765
	Rated current (RLA)	A	23.5
	Refrigerant oil	oz	VG74 33.8
Outdoor fan motor	Qty		1
	Input	W	150
	RLA	A	1.35
	Speed	r/min	950/800/500
Outdoor air flow (Max)		CFM	3,000
Outdoor noise level (Max)		dB(A)	65
Throttle type			EXV+Throttle valve
Outdoor unit	Dimensions (WxDxH)	inch	37.24x16.14x31.89
	Packing (WxDxH)	inch	42.91x19.69x34.84
	Net/Gross weight	inch	155.42/166.23
Refrigerant	Type		R410A
	Precharge	ft	25
Additional charge for 1/4 inch liquid pipe		oz	
Additional charge for 3/8 inch liquid pipe		oz	0.32
Refrigerant piping	Liquid side/Gas side	inch	3/8"/5/8"
	Max. pipe length	ft	213.25
	Max. difference in level	ft	98.42
Ambient temperature	Cooling	F	5~122
	Heating	F	5~75

INDOOR UNIT



Unit Dimensions, in			Mounting Dimensions, in
A	B	C	D
50,59	26,57	9,25	47,24

CH-N36LCU-230VO



Dimensions	Width	Depth	Height
Inches	37.24	16.14	31.89