

Job Name: _____
Location: _____
Engineer: _____
Submitted to: _____
Submitted by: _____
Reference: _____

Date: _____
Approval: _____
Construction: _____
Unit #: _____
Drawing #: _____

KEY FEATURES:

- Two-way Draining Connection
- Activated Carbon Filter
- GoldFin Anti-Corrosive Coating
- Omni-Directional Airflow
- 12 Indoor Fan Speeds
- Refrigerant Leakage Detection
- Self Diagnosis Function
- Fresh Air Intake

NOTES:



CEILING CASSETTE

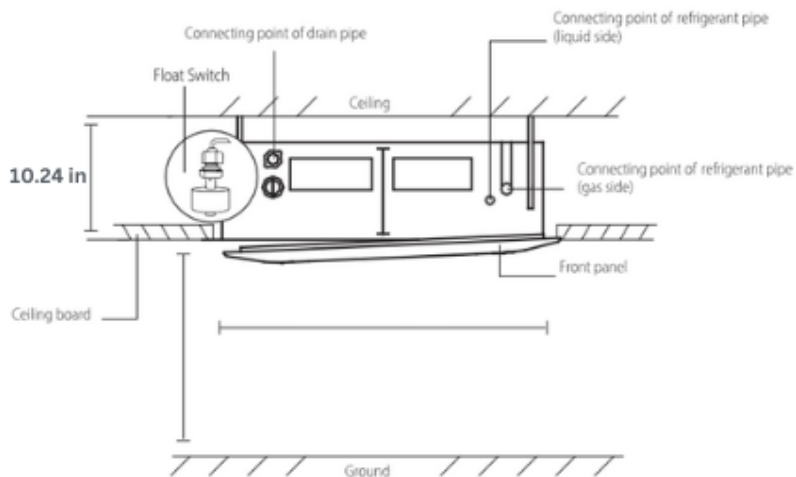
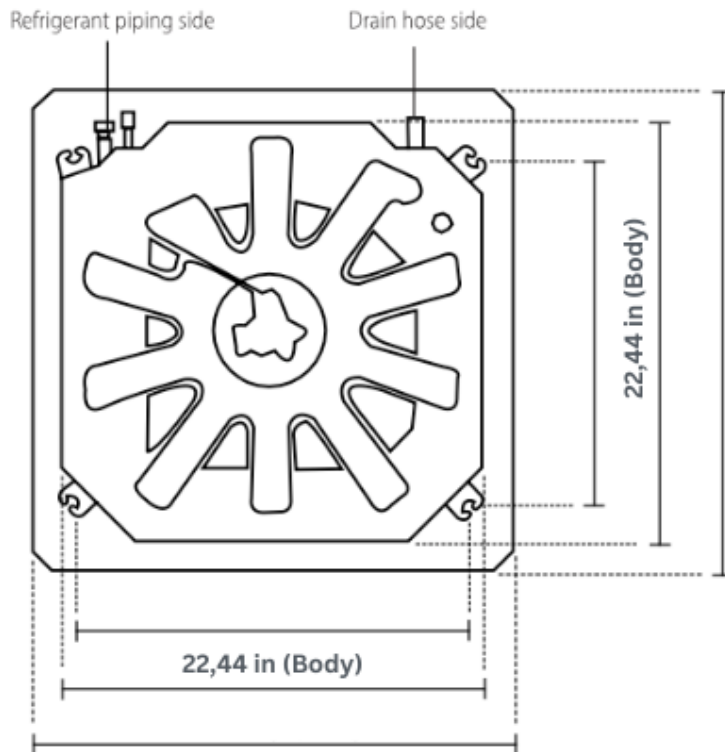


Indoor Model			CH-12MSPHCT-230VI
Power supply		V, Ph, Hz	208-230V, 1Ph, 60Hz
Communication wiring			14AWG*4
Cooling	Capacity	Btu/h	12,000(3,000~13,700)
	Input	w	945(162~1,350)
	Rated current	A	4.32(1.24~6.18)
	EER/EER2	Btu/w	12.7
	SEER/SEER2	Btu/w	22.3
Heating at 47 °F	Capacity	Btu/h	12,000(2,000~15,300)
	Input	W	1,080(146~1,350)
	Rated current	A	4.99(1.15~5.88)
	COP	W/W	3.26
	HSPF4/HSPF2-4		10.2
	HSPF5/HSPF2-5		8
Indoor fan motor		Qty	1
		Input	45
		RLA	1
Indoor air flow (Turbo/Hi/Med/Lo) (No duct)		CFM	370.8/335.29/282.35/241.18
ESP (range)		In.wg.	
Indoor noise level (Hi/Med/Lo)		dB(A)	40.5/35.5/31.5
Dehumidification		L/H	3.57
Indoor unit	Dimensions (WxDxH)	inch	22.44x22.44x10.24
	Packing (WxDxH)	inch	26.06x26.06x12.48
	Net/Gross weight	lbs	35.27/41.01
Drainage water pipe diameter		inch	1"
Refrigerant piping (Liquid side/Gas side)		inch	1/4"/1/2"
Design pressure		PSIG	550/340
Controller			RG10K-exclusive remote&120X or 120N wire controller
Room temperature	Cooling	F	62~90
	Heating	F	32~86

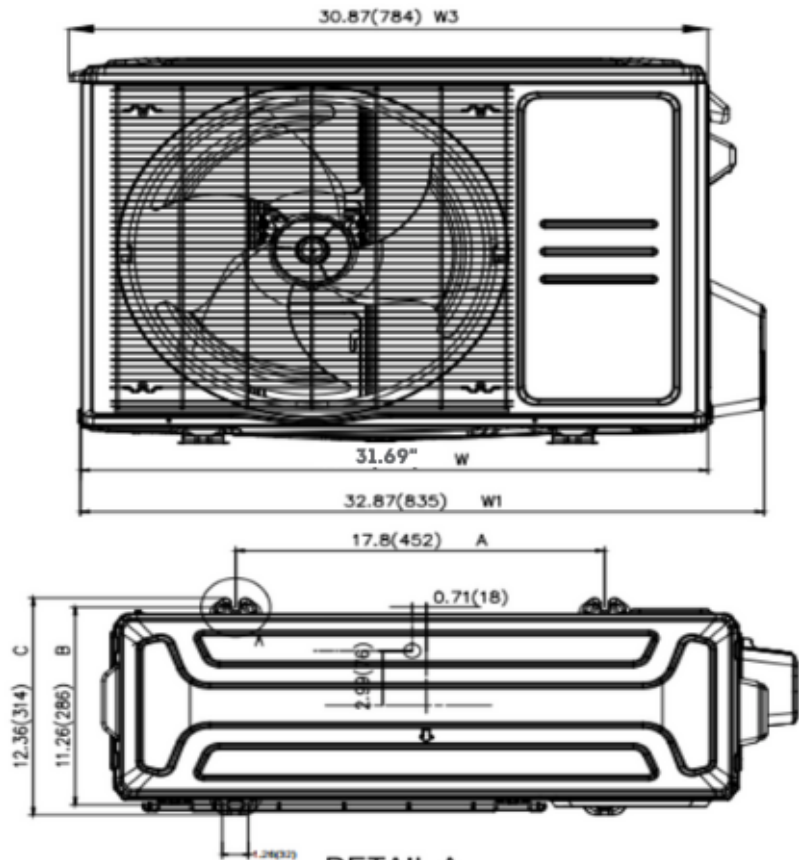
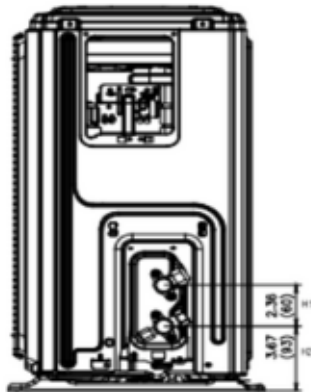
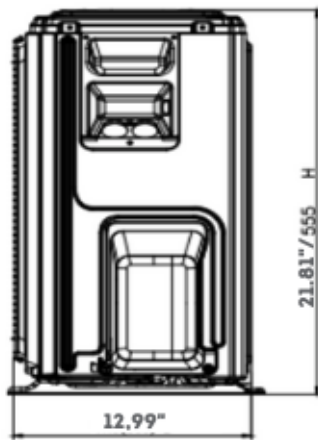
Outdoor Model			CH-HPR12-230VO
Power supply		V, Ph, Hz	208-230V, 1Ph, 60Hz
Min. circuit ampacity		A	15
Max. fuse		A	15
Compressor	Model		KTN110D42UFZ
	Type		ROTARY
	Brand		GMCC
	Capacity	Btu/h	11,820
	Input	w	885
	Rated current (RLA)	A	8.8
	Refrigerant oil	oz	VG74 11.8
Outdoor fan motor	Qty		1
	Input	w	34
	RLA	A	0.36
	Speed	r/min	850/680/450
Outdoor air flow (Max)		CFM	1,323.53
Outdoor noise level (Max)		dB(A)	52.5
Throttle type			EXV
Outdoor unit	Dimensions (WxDxH)	inch	31.69x12.99x21.81
	Packing (WxDxH)	inch	36.02x14.57x24.21
	Net/Gross weight	inch	73.63/79.37
Refrigerant	Type		R410A
	Precharge	ft	25
Additional charge for 1/4 inch liquid pipe		oz	0.16
Additional charge for 3/8 inch liquid pipe		oz	
Refrigerant piping	Liquid side/Gas side	inch	1/4"/1/2"
	Max. pipe length	ft	82.02
	Max. difference in level	ft	32.81
Ambient temperature	Cooling	F	-22 ~ 122
	Heating	F	-22 ~ 75

CH-12MSPHCT-230VI

CEILING CASSETTE



22.44x22.44x10.24



DETAIL A
SCALE 1:2

