

**Job Name:** \_\_\_\_\_  
**Location:** \_\_\_\_\_  
**Engineer:** \_\_\_\_\_  
**Submitted to:** \_\_\_\_\_  
**Submitted by:** \_\_\_\_\_  
**Reference:** \_\_\_\_\_

**Date:** \_\_\_\_\_  
**Approval:** \_\_\_\_\_  
**Construction:** \_\_\_\_\_  
**Unit #:** \_\_\_\_\_  
**Drawing #:** \_\_\_\_\_

## KEY FEATURES:

- Two-way Draining Connection
- Activated Carbon Filter
- GoldFin Anti-Corrosive Coating
- Omni-Directional Airflow
- 12 Indoor Fan Speeds
- Refrigerant Leakage Detection
- Self Diagnosis Function
- Fresh Air Intake

## NOTES:

---



---



---



---



---



## CEILING CASSETTE

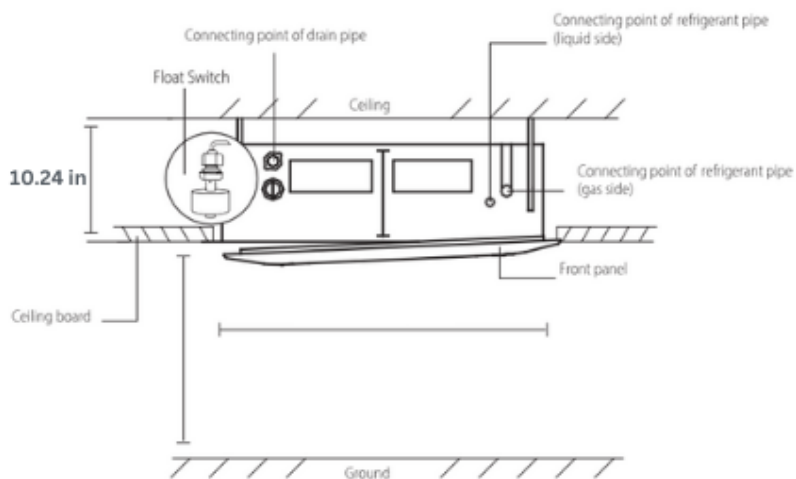
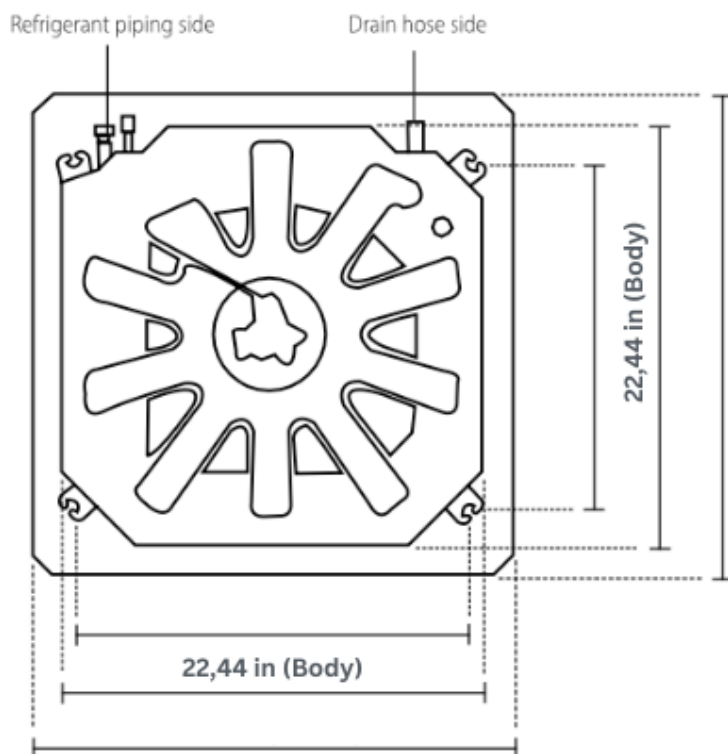


| Indoor Model                                |                    |           | CH-12MSPHCT-230VI                                   |
|---|--------------------|-----------|---|
| Power supply                                |                    | V, Ph, Hz | 208-230V, 1Ph, 60Hz                                 |
| Communication wiring                        |                    |           | 14AWG*4   |
| Cooling                                     | Capacity           | Btu/h     | 12,000(2,800~14,100)                                |
|   | Input              | w         | 857(174~1,250)                                      |
|   | Rated current      | A         | 3.92(1.51~5.72)                                     |
|   | EER/EER2           | Btu/w     | 14  |
|   | SEER/SEER2         | Btu/w     | 22.7  |
| Heating at 47 °F                            | Capacity           | Btu/h     | 12,000(2,000~14,600)                                |
|   | Input              | W         | 1,045(156~1,200)                                    |
|   | Rated current      | A         | 4.78(1.38~5.49)                                     |
|   | COP                | W/W       | 3.37  |
|   | HSPF4/HSPF2-4      |           | 10  |
|   | HSPF5/HSPF2-5      |           | 7.8   |
| Indoor fan motor                            |                    | Qty       | 1   |
|   |                    | Input     | 45  |
|   |                    | RLA       | 1   |
| Indoor air flow (Turbo/Hi/Med/Lo) (No duct) |                    | CFM       | 370.8/335.29/282.35/241.18                          |
| ESP (range)                                 |                    | In.wg.    |   |
| Indoor noise level (Hi/Med/Lo)              |                    | dB(A)     | 40/36/32.5  |
| Dehumidification                            |                    | L/H       | 2.32  |
| Indoor unit                                 | Dimensions (WxDxH) | inch      | 22.44x22.44x10.24                                   |
|   | Packing (WxDxH)    | inch      | 26.06x26.06x12.48                                   |
|   | Net/Gross weight   | lbs       | 35.27/41.01   |
| Drainage water pipe diameter                |                    | inch      | 1"  |
| Refrigerant piping (Liquid side/Gas side)   |                    | inch      | 1/4"/1/2"   |
| Design pressure                             |                    | PSIG      | 550/340   |
| Controller                                  |                    |           | RG10K-exclusive remote&120X or 120N wire controller |
| Room temperature                            | Cooling            | F         | 62~90   |
|   | Heating            | F         | 32~86   |

| Outdoor Model                              |                          |           | CH-ES12-230VO       |
|--|--------------------------|-----------|---------------------|
| Power supply                               |                          | V, Ph, Hz | 208-230V, 1Ph, 60Hz |
| Min. circuit ampacity                      |                          | A         | 13                  |
| Max. fuse                                  |                          | A         | 15                  |
| Compressor                                 | Model                    |           | KSK103D33UEZ3       |
|  | Type                     |           | ROTARY              |
|  | Brand                    |           | GMCC                |
|  | Capacity                 | Btu/h     | 11,100              |
|  | Input                    | w         | 826                 |
|  | Rated current (RLA)      | A         | 6.4                 |
|  | Refrigerant oil          | oz        | VG74 10.5           |
| Outdoor fan motor                          | Qty                      |           | 1                   |
|  | Input                    | w         | 34                  |
|  | RLA                      | A         | 0.4                 |
|  | Speed                    | r/min     | 800/600             |
| Outdoor air flow (Max)                     |                          | CFM       | 1,294.12            |
| Outdoor noise level (Max)                  |                          | dB(A)     | 54                  |
| Throttle type                              |                          |           | EXV                 |
| Outdoor unit                               | Dimensions (WxDxH)       | inch      | 30.12x11.93x21.85   |
|  | Packing (WxDxH)          | inch      | 34.92x13.27x24.02   |
|  | Net/Gross weight         | inch      | 63.71/69.00         |
| Refrigerant                                | Type                     |           | R410A               |
|  | Precharge                | ft        | 25                  |
| Additional charge for 1/4 inch liquid pipe |                          | oz        | 0.16                |
| Additional charge for 3/8 inch liquid pipe |                          | oz        |                     |
| Refrigerant piping                         | Liquid side/Gas side     | inch      | 1/4"/1/2"           |
|  | Max. pipe length         | ft        | 82.02               |
|  | Max. difference in level | ft        | 32.81               |
| Ambient temperature                        | Cooling                  | F         | -13~122             |
|  | Heating                  | F         | -13~75              |

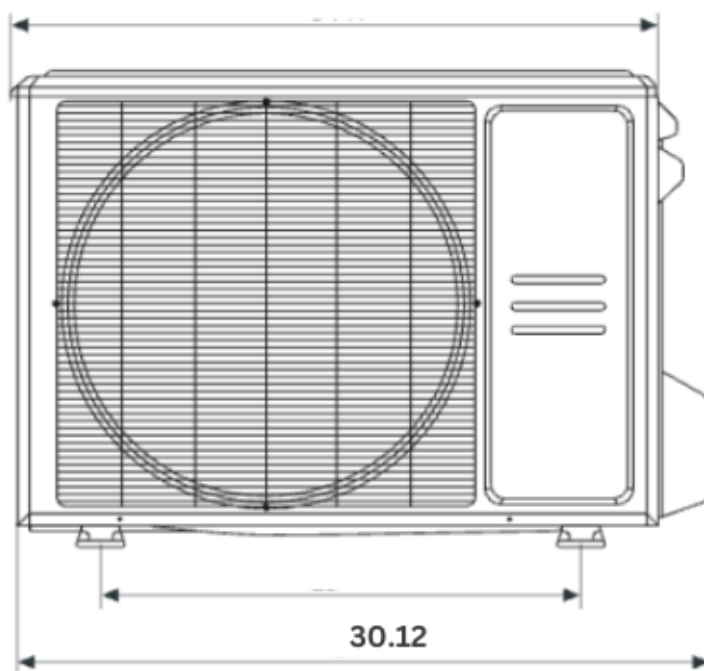
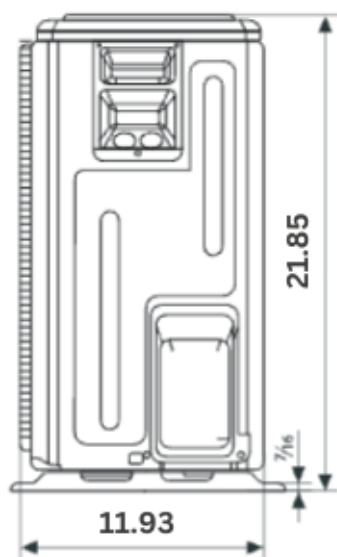
**CH-12MSPHCT-230VI**

**CEILING CASSETTE**



**22.44x22.44x10.24**

**CH-ES12-230VO**



| Dimensions | Width | Depth | Height |
|------------|-------|-------|--------|
| Inches     | 30.12 | 11.93 | 21.85  |